

PRODUCT DATA SHEET – SMKø5 and SMNKø5

Section 1. PRODUCT DESCRIPTION

HAMMER DRIVE PLUG WITH COLLAR – SMK/SMNK

Hammer drive plug SMK/SMNK comprises a polyethylene or polyamide sleeve and a countersunk head screw made of electroplated coatings or non-electrolytically applied zinc flake coatings steel. It is designed for fixing of thin-walled steel members. Increased head diameter ensures much better holding power of the elements being installed, and countersunk section provides reliable installation and eliminates damage to the screw when driving.

Types of substrates on which hammer drive plug SMK/SMNK can be installed:

- Normal concrete (use category A)
- Solid masonry (use category B)
- Hollow or perforated masonry (use category C)
- Lightweight aggregate concrete (use category D)
- Autoclaved aerated concrete (use category E)



Hammer drive plugs hold European Technical Assessment: ETA-19/0156


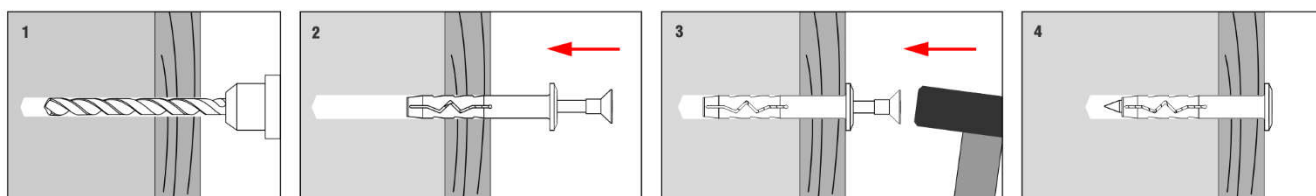


SMK (PE-HD)

SMNK (PA6)

Section 2. METHOD OF INSTALLATION

1. Original hammer drive plugs delivered by the manufacturer can be used only
2. Before installation identify a substrate in which the plug will be installed and compare loads which the plug will carry to resistance values given in Product Data Sheet or European Technical Assessment
3. Select an adequate length of the plug so that expansion zone is in the construction material of the wall (thickness of member being fixed matches max. usable length of the plug – t_{fix})
4. Use proper method of drilling according to a substrate type (holes in masonry substrate made of autoclaved aerated concrete blocks should be drilled using a drill without impact)
5. Diameter of drilled holes should match diameter of the plugs used
6. Drilled holes in substrates of solid materials should be deeper by min. 10mm compared to the plug anchorage depth
7. Clean the holes in solid materials of drillings with a back and forth motion of the drill at a reduced speed
8. Then insert the plug into a drilled hole, and drive the screw until it completely penetrates the sleeve



PRODUCT DATA SHEET – SMKø5 and SMNKø5

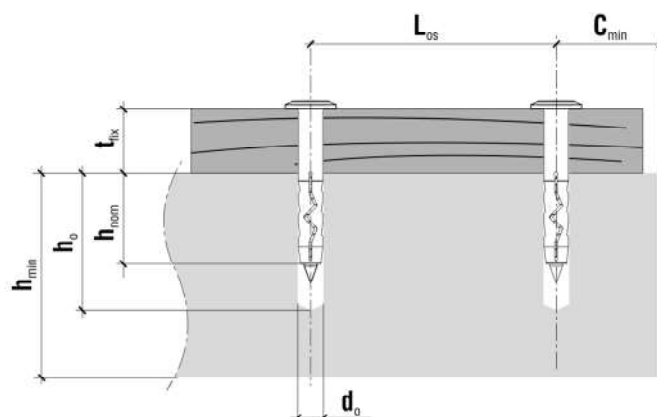
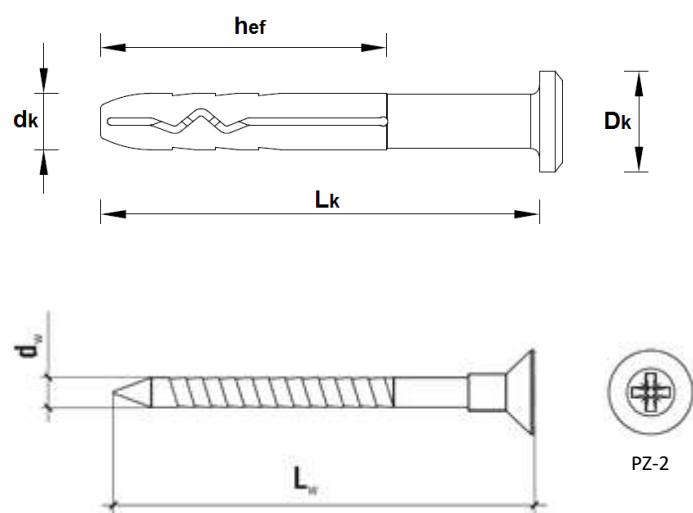
Section 3. TECHNICAL DATA

Characteristic resistance [kN] / Design resistance [kN]								
Substrate type	Concrete C12/15 (use category A)	Concrete C16/20 ÷ C50/60 (use category A)	Clay bricks MZ (use category B)	Calcium silicate bricks KS (use category B)	Calcium silicate hollow blocks KSL (use category C)	Lightweight concrete blocks LAC (use category D)	Autoclaved concrete blocks AAC 2 (use category E)	Autoclaved concrete blocks AAC 7 (use category E)
SMKø5	0,20/0,10	0,30/0,15	0,30/0,15	0,30/0,15	0,25/0,12	0,10/0,05	-	-
SMNKø5	0,30/0,15	0,45/0,22	0,35/0,17	0,34/0,17	0,60/0,30	0,35/0,17	0,10/0,05	0,15/0,07

Partial safety factor for anchor resistance $\gamma_M = 2,0$

TECHNICAL PARAMETERS			
Parameter	Unit	Value	
		SMK ø5	SMNK ø5
Plug diameter	d_k [mm]	5	
Hole/drill diameter	d_o [mm]	5	
Effective anchorage depth	h_{eff} [mm]	25	
Drilled hole depth	h_o [mm]	35	
Drive type	[-]	PZ-2	
Sleeve material	[-]	PE-HD	PA6
Screw material	[-]	steel with electroplated coatings or non-electrolytically applied zinc flake coatings	
European Technical Assessment	[-]	ETA-19/0156	

INSTALLATION PARAMETERS			
Plug type	Min. substrate thickness	Min. distance from edge	Min. axial distance
	h_{min} [mm]	c_{min} [mm]	L_{os} [mm]
SMK/SMNK ø5	100	100	100



PRODUCT DATA SHEET – SMKø5 and SMNKø5

Anchor index <i>electroplated coatings</i>		Anchor sleeve				Expansion nail			t _{fix}
		h _{ef} (ABCDE)	L _k	d _k	D _k	L _w	d _w	D _s	-
		[mm]	[mm]	[mm]	[mm]	[mm]	[mm]	[mm]	[mm]
SMK-05025	SMNK-05025	25	25	5	11	30	3,5	8	0,5
SMK-05030	SMNK-05030		30			35			5
SMK-05035	SMNK-05035		35			40			10
SMK-05040	SMNK-05040		40			45			15
SMK-05045	SMNK-05045		45			50			20
SMK-05050	SMNK-05050		50			55			25

Anchor index <i>zinc flake</i>		Anchor sleeve				Expansion nail			t _{fix}
		h _{ef} (ABCDE)	L _k	d _k	D _k	L _w	d _w	D _s	-
		[mm]	[mm]	[mm]	[mm]	[mm]	[mm]	[mm]	[mm]
SMK-05025-D	SMNK-05025-D	25	25	5	11	30	3,5	8	0,5
SMK-05030-D	SMNK-05030-D		30			35			5
SMK-05035-D	SMNK-05035-D		35			40			10
SMK-05040-D	SMNK-05040-D		40			45			15
SMK-05045-D	SMNK-05045-D		45			50			20
SMK-05050-D	SMNK-05050-D		50			55			25

Section 4. REMARKS

1. All previous versions of this Product Data Sheet shall cease to be valid
2. Data given in this Product Data Sheet is in accordance with current knowledge and published in good faith. KLIMAS Sp. z o.o. is not responsible for correctness and quality of the fixing if recommendations regarding method of use and installation are not followed.