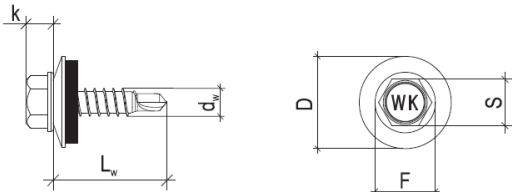


## DECLARATION OF PERFORMANCE No 20/SZ/16

- Unique identification code of the product-type: **WSBP, WSBPx, WSBP-D, A2-WSBP**
- Intended use/es: **Fastening screws for metal members and sheeting**
- Manufacturer: **KLIMAS Sp. z o.o.  
ul. Wincentego Witosa 135/137  
Kuźnica Kiedrzyńska 42-233 Mykanów**
- Authorised representative: **not applicable**
- System/s of AVCP: **system 2+**
- European Assessment Document:
  - European Assessment Document (EAD) 330046-01-0602 „Fastening screws for metal members and sheeting”**
  - European Technical Assessments – ETA-16/0443 of 30/06/2016**
  - Instytut Techniki Budowlanej**
  - Identification number of notified body- 1488**
- Declared performance/s:

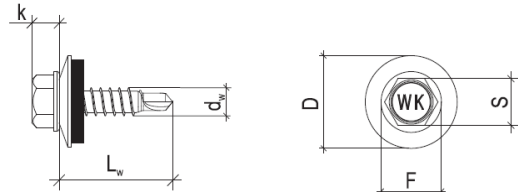
Self-drilling screws with hexagon head and sealing washer WSBP-4,8 x L, WSBPx-4,8 x L, WSBP-D-4,8 x L											
<div>Material</div> <div>Fastener: carbon steel – SAE1022 or 19MnB4 quenched, tempered and galvanized</div> <div>Washer: EPDM sealing ring with metal top made of aluminium, coated carbon steel or stainless steel</div> <div>Component I: S280GD, S320GD or S350GD – EN 10346</div> <div>Component II: S280GD, S320GD or S350GD – EN 10346</div>						<div></div> <div><div>d<sub>w</sub> = 4,8 mm</div><div>L<sub>w</sub> = 16-35 mm</div><div>s = 8 mm</div><div>k = 4,5 mm</div></div>					
<div>Drilling capacity: <math>\Sigma t_i \leq 2,5</math> mm</div>											
<div>Timber substructures</div> <div>no performance assessed</div>											
Characteristic resistance of shear and pull-out load											
$t_{N,II}$ [mm]	0,50	0,55	0,63	0,75	0,88	1,00	1,25	1,50	Wood class $\geq$ C24		
$M_{t,nom}$	3 Nm								20 mm	30 mm	
Resistance of shear load $V_{R,k}$ [kN] for $t_{N,II}$ [mm]	0,50	1,10	1,10	1,10	1,10	1,10	1,10	1,10	—	—	—
	0,55	1,10	1,10	1,10	1,10	1,10	1,10	1,10	—	—	
	0,63	1,10	1,10	1,50	1,50	1,50	1,50	1,50	—	—	
	0,75	1,10	1,10	1,50	1,74	1,74	1,74	1,74	—	—	
	0,88	1,10	1,10	1,50	1,74	1,74	1,74	1,74	—	—	
	1,00	1,10	1,10	1,50	1,74	1,74	1,74	1,74	—	—	
	1,13	1,10	1,10	1,50	1,74	1,74	1,74	1,74	—	—	
	1,25	1,10	1,10	1,50	1,74	1,74	1,74	1,74	—	—	
1,50	—	—	—	—	—	—	—	—	—		
1,75	—	—	—	—	—	—	—	—	—		
2,00	—	—	—	—	—	—	—	—	—		

## DECLARATION OF PERFORMANCE No 20/SZ/16

Resistance of pull-out load N <sub>R,k</sub> [kN] for t <sub>N,I</sub> [mm]	0,50	0,64	0,64	0,64	0,64	0,64	0,64	0,64	—	—	—	—
	0,55	0,64	0,64	0,64	0,64	0,64	0,64	0,64	—	—	—	
	0,63	0,64	0,64	0,82	0,82	0,82	0,82	0,82	—	—	—	
	0,75	0,64	0,64	0,82	0,96	0,96	0,96	0,96	—	—	—	
	0,88	0,64	0,64	0,82	0,96	1,28	1,28	1,28	—	—	—	
	1,00	0,64	0,64	0,82	0,96	1,28	1,55	1,55	—	—	—	
	1,13	0,64	0,64	0,82	0,96	1,28	1,55	1,55	—	—	—	
	1,25	0,64	0,64	0,82	0,96	1,28	1,55	2,21	—	—	—	
	1,50	—	—	—	—	—	—	—	—	—	—	
	1,75	—	—	—	—	—	—	—	—	—	—	
	2,00	—	—	—	—	—	—	—	—	—	—	

If both components I and II are made of S320GD the values  $V_{R,k}$  may be increased by 8,3%

If both components I and II are made of S350GD the values  $V_{R,k}$  may be increased by 16,6%

Self-drilling screws with hexagon head and sealing washer A2-WSBP-4,8 x L											
<div><div>Material</div><div>Fastener: stainless steel – SAE 304 bi-metal</div><div>Washer: EPDM sealing ring with metal top made of aluminium or stainless steel</div><div>Component I: S280GD, S320GD or S350GD – EN 10346</div><div>Component II: S280GD, S320GD or S350GD – EN 10346</div></div>						<div></div> <div><div>d<sub>w</sub> = 4,8 mm</div><div>L<sub>w</sub> = 16-35 mm</div><div>s = 8 mm</div><div>k = 4,5 mm</div></div>					
<div>Drilling capacity: <math>\Sigma t_i \leq 2,5</math> mm</div>											
<div>Timber substructures</div> <div>no performance assessed</div>											
Characteristic resistance of shear and pull-out load											
t <sub>N,II</sub> [mm]	0,50	0,55	0,63	0,75	0,88	1,00	1,25	1,50	Wood class ≥ C24		
M <sub>t,nom</sub>	3 Nm								20 mm	30 mm	
Resistance of shear load V <sub>R,k</sub> [kN] for t <sub>N,II</sub> [mm]	0,50	1,10	1,10	1,10	1,10	1,10	1,10	1,10	—	—	—
	0,55	1,10	1,10	1,10	1,10	1,10	1,10	1,10	—	—	
	0,63	1,10	1,10	1,50	1,50	1,50	1,50	1,50	—	—	
	0,75	1,10	1,10	1,50	1,74	1,74	1,74	1,74	—	—	
	0,88	1,10	1,10	1,50	1,74	1,74	1,74	1,74	—	—	
	1,00	1,10	1,10	1,50	1,74	1,74	1,74	1,74	—	—	
	1,13	1,10	1,10	1,50	1,74	1,74	1,74	1,74	—	—	
	1,25	1,10	1,10	1,50	1,74	1,74	1,74	1,74	—	—	
	1,50	—	—	—	—	—	—	—	—	—	
	1,75	—	—	—	—	—	—	—	—	—	
2,00	—	—	—	—	—	—	—	—	—		

## DECLARATION OF PERFORMANCE No 20/SZ/16

Resistance of pull-out load $N_{R,k}$ [kN] for $t_{N,i}$ [mm]	0,50	0,64	0,64	0,64	0,64	0,64	0,64	0,64	—	—	—	—
	0,55	0,64	0,64	0,64	0,64	0,64	0,64	0,64	—	—	—	—
	0,63	0,64	0,64	0,82	0,82	0,82	0,82	0,82	—	—	—	—
	0,75	0,64	0,64	0,82	0,96	0,96	0,96	0,96	—	—	—	—
	0,88	0,64	0,64	0,82	0,96	1,28	1,28	1,28	—	—	—	—
	1,00	0,64	0,64	0,82	0,96	1,28	1,55	1,55	—	—	—	—
	1,13	0,64	0,64	0,82	0,96	1,28	1,55	1,55	—	—	—	—
	1,25	0,64	0,64	0,82	0,96	1,28	1,55	2,21	—	—	—	—
	1,50	—	—	—	—	—	—	—	—	—	—	—
	1,75	—	—	—	—	—	—	—	—	—	—	—
	2,00	—	—	—	—	—	—	—	—	—	—	—

If both components I and II are made of S320GD the values  $V_{R,k}$  may be increased by 8,3%

If both components I and II are made of S350GD the values  $V_{R,k}$  may be increased by 16,6%


8. Appropriate Technical Documentation and/or Specific Technical Documentation: **not applicable**

*The performance of the product identified above is in conformity with the set of declared performance/s. This declaration of performance is issued, in accordance with Regulation (EU) No 305/2011, under the sole responsibility of the manufacturer identified above.*

*Signed for and on behalf of the manufacturer by:*

Kuźnica Kiedrzyńska  
24.08.2016r.  
(place and date of issue)

Adam Szczepanowski  
DORADCA TECHNICZNY

mgr inż. Adam Szczepanowski  
- 333 -  
  
(signature)